



SHAREHOLDING PATTERN UNDER CLAUSE 35


I (a) Statement showing Shareholding Pattern			
Name of the Company : IL&FS Transportation Networks Limited			
Scrip Code : IL&FSTRANS EQ		Class of Security : Equity	
Quarter ended : 30.06.2011			
Partly Paid-up shares	No. of Partly Paid-up shares	As a % of total no. of partly paid-up shares	As a % of total no. of shares of the Company
Held by promoter / promoter group	-	-	-
Held by public	-	-	-
Total	-	-	-
Outstanding convertible securities	No. of outstanding securities	As a % of total no. of outstanding convertible securities	As a % of total no. of shares of the Company, assuming full conversion of the convertible securities
Held by promoter / promoter group	-	-	-
Held by public	-	-	-
Total	-	-	-
Warrants	No. of warrants	As a % of total no. of warrants	As a % of total no. of shares of the Company, assuming full conversion of warrants
Held by promoter / promoter group	-	-	-
Held by public	-	-	-
Total	-	-	-
Total paid-up capital of the company, assuming full conversion of warrants and convertible securities	<p align="center">Not Applicable since the Company has not issued any partly paid up shares and / or convertible securities. The Equity Paid up Capital of the Company remains unchanged at Rs 1,942,677,320 comprising of 194,267,732 equity shares of Rs 10 each/-</p>		

(D)(a)

SHAREHOLDING PATTERN UNDER CLAUSE 35

Name of the Company:		IL & FS TRANSPORTATION NETWORKS LIMITED						
Scrip Code: IL&FSTRANS EQ - NSE 533177 - BSE		Quarter ended: 30.06.2011						
Category code	Category of shareholder	Number of shareholders	Total number of shares	Number of shares held in dematerialized form	Total shareholding as a percentage of total number of shares		Shares pledged or otherwise encumbered	
					As a percentage of (A+B+C)	As a percentage of (A+B+C)	Number of shares	As a percentage
(I)	(II)	(III)	(IV)	(V)	(VI)	(VII)	(VIII)	(IX) = (VIII/IV)*100
1	Indian							
(a)	Individuals- Hindu Undivided Family				-	-	-	-
(b)	Central Government/ State Government(s)				-	-	-	-
(c)	Bodies Corporate	8	135,000,000	134,999,992	69.49	69.49	0.00	0.00
(d)	Financial Institutions: Banks				-	-	-	-
(e)	Any Other (Trust) (PAC)	1	3,322,469	3,322,469	1.71	1.71	0.00	0.00
	Sub-Total (A)(1)	9	138,322,469	138,322,461	71.20	71.20	0.00	0.00
2	Foreign							
(a)	Individuals (Non-Resident Individuals/ Foreign Individuals)	-	-	-	-	-	-	-
(b)	Bodies Corporate	-	-	-	-	-	-	-
(c)	Institutions	-	-	-	-	-	-	-
(d)	Any Other (specify)	-	-	-	-	-	-	-
	Sub-Total (A)(2)	-	-	-	-	-	-	-
	Total Shareholding of Promoter and Promoter Group (A)= (A)(1)+(A)(2)	9	138,322,469	138,322,461	71.20	71.20	0.00	0.00
(B)	Institutions						NA	NA
1	Institutions						NA	NA
(a)	Mutual Funds/ UTI	26	8,015,449	8,015,449	4.13	4.13	0.00	0.00
(b)	Financial Institutions: Banks	5	628,892	628,892	0.32	0.32	0.00	0.00
(c)	Central Government/ State Government(s)	-	-	-	-	-	-	-
(d)	Insurance Companies	-	-	-	-	-	-	-
(e)	FIs	29	8,278,054	8,278,054	4.26	4.26	0.00	0.00
(f)	Foreign Venture Capital	1	442,044	442,044	0.23	0.23	0.00	0.00
(g)	Any Other (specify)	-	-	-	-	-	-	-
	1) Foreign Financial Instrn	-	-	-	-	-	-	-
	Sub-Total (B)(1)	61	17,364,439	17,364,439	8.94	8.94	0.00	0.00



2	Non-institutions								
(a)	Bodies Corporate	595	2,545,587	2,545,587	1.31	1.31	0.00	0.00	NA
(b)	Individuals								
	i Individual shareholders holding nominal share capital up to Rs 1 lakh.	44,716	5,842,905	5,840,701	3.01	3.01	0.00	0.00	
	ii Individual shareholders holding nominal share capital in excess of Rs. 1 lakh	165	8,353,299	8,353,299	4.30	4.30	0.00	0.00	
(c)	Any Other (specify)								
	1 Clearing Member	183	133,573	133,573	0.07	0.07	0.00	0.00	
	2 Trust	4	2,721	2,721	0.00	0.00	0.00	0.00	
	3 NRIs	638	352,145	352,145	0.18	0.18	0.00	0.00	
	4 NRN	192	82,413	82,413	0.04	0.04	0.00	0.00	
	5 Foreign Company	3	21,268,181	21,268,181	10.95	10.95	0.00	0.00	
	Sub-Total (B)(2)	46,496	38,580,824	38,578,620	19.86	19.86	0.00	0.00	
	Total Public Shareholding (B)= (B)(1)+(B)(2)	46,557	55,945,263	55,943,059	28.80	28.80	0.00	0.00	
	TOTAL (A)+(B)	46,566	194,267,732	194,265,520	100.00	100.00	NA	NA	
(C)	Shares held by Custodians and against which Depository Receipts have been issued				NA		NA		NA
	1 Promoter and Promoter Group	-	-	-	-	-	-	-	
	2 Public	-	-	-	-	-	-	-	
	Sub-Total (C)1-(C)2	-	-	-	-	-	-	-	
	GRAND TOTAL (A)+(B)+(C)	46,566	194,267,732	194,265,520	NA	100.00	0.00	0.00	

Note: Name, Number of shares held & Percentage of shareholding of entities/persons holding more than 1% of the company is as per annexure.



Annexures

(I)(b)


Statement showing Shareholding of persons belonging to the category
"Promoter and Promoter Group"

(I)	Name of the shareholder (II)	Total Shares held		Shares pledged or otherwise encumbered		
		Number (III)	As a % of Grand Total (A)+(B)+(C) (IV)	Number (V)	As a percentage (VI)=(V)/(III)*100	As a percentage of Grand Total of sub clause (VII)
1	INFRASTRUCTURE LEASING & FINANCIAL SERVICES LTD	134,999,992	69.49	-	-	-
2	IL&FS KRISHNA GHAG	2	0.00	-	0.00	-
3	IL&FS HARI SANKARAN	1	0.00	-	0.00	-
4	IL&FS AVINASH BAGLL	1	0.00	-	0.00	-
5	IL&FS K RAMCHAND	1	0.00	-	0.00	-
6	IL&FS M M WAGALE	1	0.00	-	0.00	-
7	IL&FS AJAY MENON	1	0.00	-	0.00	-
8	IL&FS MANU KOCHHAR	1	0.00	-	0.00	-
9	ARUN K SAHA & VIBHAV KAPOOR - TRUSTEES OF EMPLOYEES WELFARE TRUST	3,322,469	1.71	-	0.00	-
TOTAL		138,322,469	71.20	-	0.00	-

(I)(c)

Statement showing Shareholding of persons belonging to the category
"Public" and holding more than 1% of the total number of shares

Sr. No.	Name of the shareholder	Number of shares	Shares as a percentage of total number of shares (i.e., Grand Total (A)+(B)+(C) indicated in Statement at para (I)(a) above)
1	GS STRATEGIC INVESTMENTS LIMITED	8,567,975	4.41
2	STANDARD CHARTERED IL AND FS ASIA INFRASTRUCTURE GROWTH FUND COMPANY PTE LIMITED	8,567,975	4.41
3	BESSEMER INDIA CAPITAL HOLDINGS II LTD	4,132,231	2.13
TOTAL		21,268,181	10.95



(I)(d) Statement showing details of locked-in shares			
Sr. No.	Name of the shareholder	Number of locked-in shares	Locked-in shares as a percentage of total number of shares [i.e., Grand Total]
1	INFRASTRUCTURE LEASING & FINANCIAL SERVICES LTD	38,853,547	20.00
TOTAL		38,853,547	20.00

(II)(a) Statement showing details of Depository Receipts (DRs)				
Sr. No.	Type of outstanding DR (ADRs, GDRs, SDRs, etc.)	Number of Outstanding DRs	Number of shares underlying outstanding DRs	Shares underlying outstanding DRs as a percentage of total number of shares [i.e., Grand Total (A)+(B)+(C) indicated in Statement at para (I)(a) above]
1	NOT APPLICABLE			
2				
TOTAL				

(II)(b) Statement showing Holding of Depository Receipts (DRs), where underlying shares are in excess of 1% of the total number of shares				
Sr. No.	Name of the DR Holder	Type of outstanding DR (ADRs, GDRs, SDRs, etc.)	Number of shares underlying outstanding DRs	Shares underlying outstanding DRs as a percentage of total number of shares [i.e., Grand Total (A)+(B)+(C) indicated in Statement at para (I)(a) above]
1	NOT APPLICABLE			
2				
TOTAL				

(III)(a)	Statement showing the voting pattern of shareholders, if more than one class of shares / securities is issued by the Issuer	NA

